

# Sliding door system for overlay door position

## ▶ TopLine L / top running



### Convenience in a new class

TopLine L lets you create sliding doors in a new dimension: fascinatingly easy to open and close and first class Silent System performance. Even heavy doors run with incredible ease, almost appearing to float. Fitted with TopLine L, sliding

door cabinets and wardrobes provide a fascinatingly new experience in practical convenience. The whole picture is completed by straightforward, time saving door installation with stacked runners that clip on without the need for tools.



#### Gentle and quiet:

First class practical convenience and a feel of luxury from Silent System.



#### Silky smooth movement:

Almost inaudible and luxuriously smooth running action.



#### Fascinatingly convenient:

Doors open and close with a particularly smooth and gentle action.



#### In a matter of seconds:

Soft closing element easy to fit in the runner profile.




**Easy and continuously variable:**  
Adjusting door reveal very easily.



**Easy and cost effective:**  
Stacked runners fort intuitive and secure door installation.



**Saves time:**  
The guide profile simply clips into place - involving no tools.

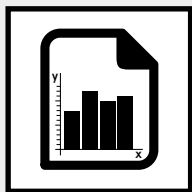


[hettich.com/short/9c876e](https://hettich.com/short/9c876e)

**Find out more:**  
You can get inspiration and further product details on our website.


# Sliding door system for overlay door position

- ▶ TopLine L / top running
- ▶ Summary



## Performance summary

- ▶ Design principle
- ▶ General information
- ▶ Door format and door weight




## Planning dimensions in brief



## System components



## Accessories



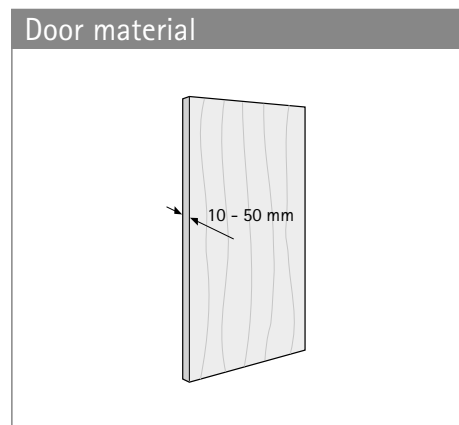
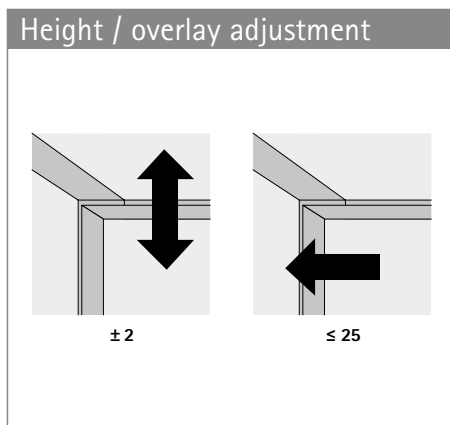
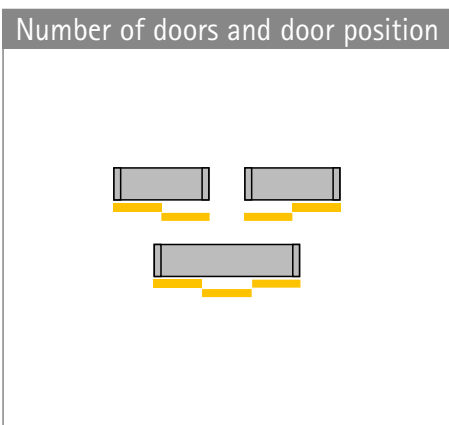
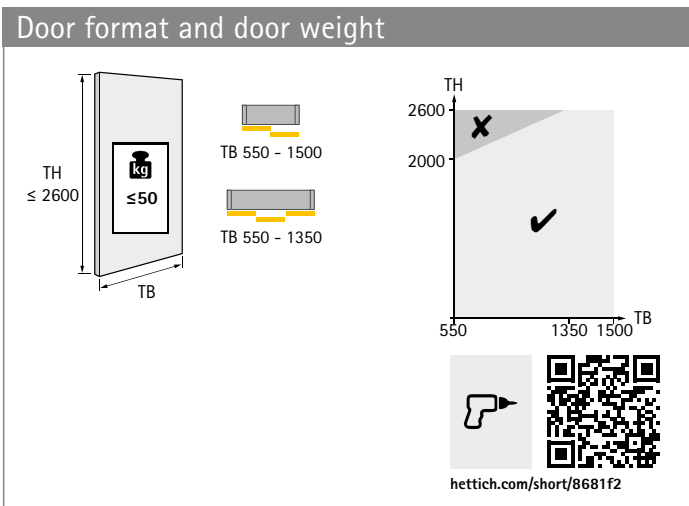
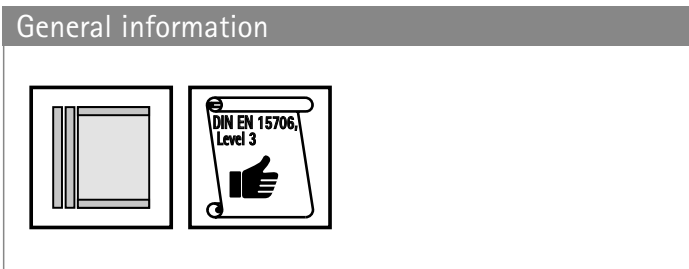
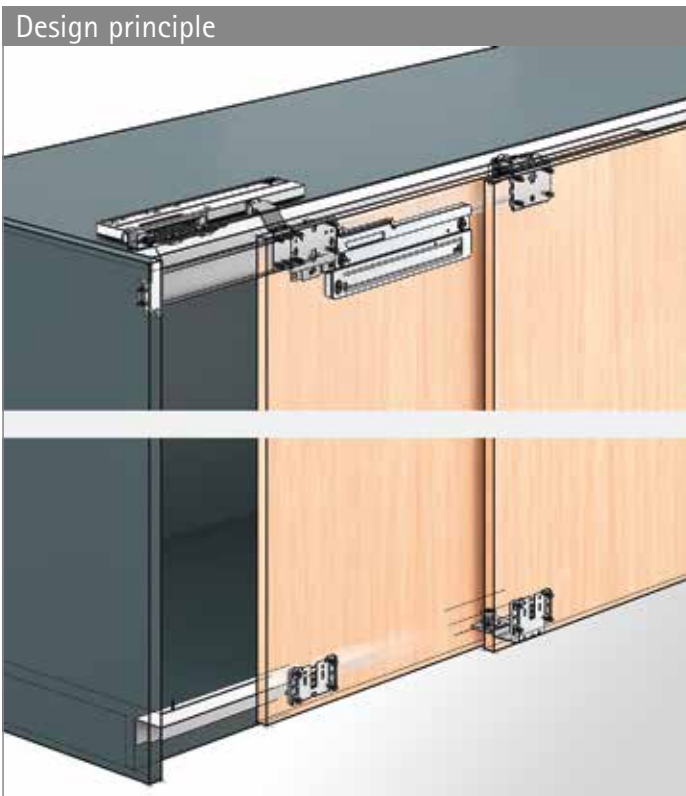
[hettich.com/short/f3573e](https://hettich.com/short/f3573e)

## Hettich Technical Assistant

- ▶ Planning dimensions and installation
- ▶ Settings
- ▶ Service

# Sliding door system for overlay door position

- ▶ TopLine L / top running
- ▶ Performance summary



### Silent System

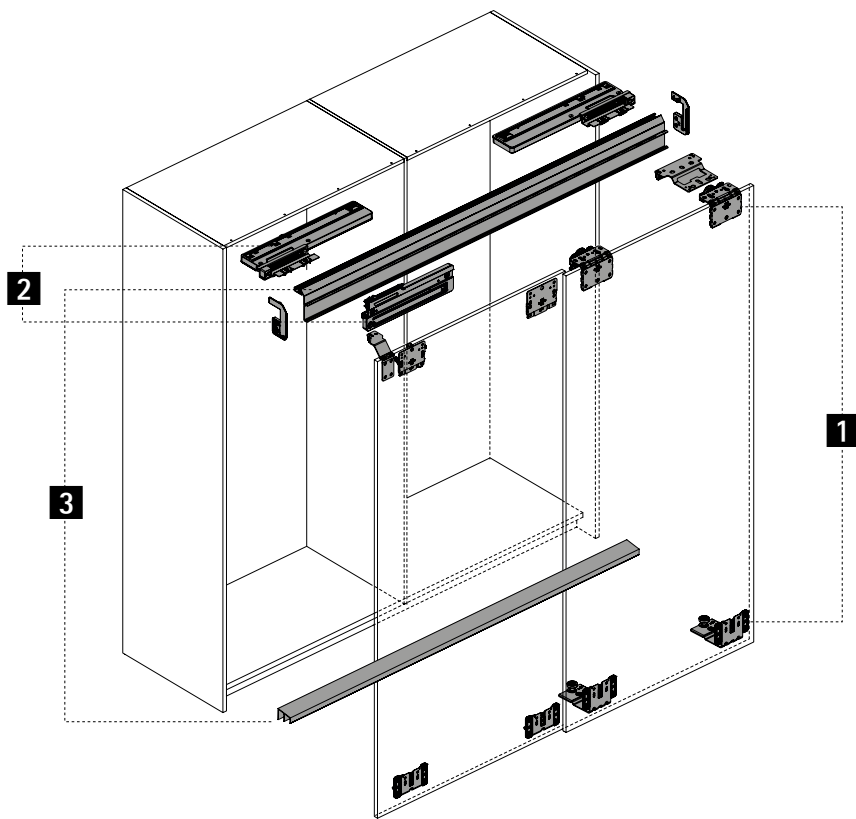
	2-door	3-door	
Soft closing			
Soft opening			
Soft colliding			



# Sliding door system for overlay door position

- ▶ TopLine L / top running
- ▶ System components

## System summary



### 1 Runner and guide components



### 2 Silent System



### 3 Runner and guide profiles



### 4 System accessories







# Sliding door system for overlay door position

- ▶ TopLine L / top running
- ▶ System components

## 1 Running and guide components


- ▶ Set comprises running and guide components as well as fixing material for 2 or 3-door sliding door cabinets

Illustration*	Maximum door thickness mm	Maximum door weight kg	Order no. / number of doors			PU
			2-door, left	2-door, right	3-door	
	10 - 16	50	 9 242 708	 9 242 709	 9 242 710	1 set
	18 - 30	50	9 242 711	9 242 712	9 242 713	1 set
	35 - 50	50	9 242 714	9 242 715	9 242 718	1 set

## 2 Silent System


### Silent System soft closing

- ▶ Set comprises all soft closing elements for 2 or 3-door sliding door cabinets
- ▶ 3-door set includes middle door Silent System for opening the door to the left and right


Illustration	Maximum door weight kg	Order no. / number of doors		PU
		2-door	3-door	
	50	9 242 238	9 242 240	1 set
	20	9 277 096	9 277 098	1 set

### Silent System soft opening

- ▶ Set comprises all soft opening elements for 2 or 3-door sliding door cabinets

Illustration	Maximum door weight kg	Order no. / number of doors		PU
		2-door	3-door	
	50	9 242 227	9 242 228	1 set
	20	9 277 151	9 277 152	1 set


### Silent System soft colliding

Illustration	Description	Order no.	PU
	Set includes soft colliding for the rear most doors of 3-door sliding door cabinets	9 254 630	1 set

## 3 Runner and guide profiles

### Profile set

- ▶ Set comprises 1 runner profile and 1 guide profile
- ▶ Runner / guide profiles: aluminium, silver anodised


Illustration	Length mm	Order no.	PU
	2300	9 277 164	1 set
	4000	9 277 167	1 set

# Sliding door system for overlay door position


- ▶ TopLine L / top running
- ▶ System components

## 4 System accessories

### Cover profile



Illustration	Description	Order no.	PU
	<ul style="list-style-type: none"> <li>▶ To cover the distance between the running components on the front most door</li> <li>▶ Length 1500 mm</li> <li>▶ Can be shortened to any length</li> <li>▶ Plastic, grey, with paintable finish</li> </ul>	9 277 440	1 set

### Set for thin door


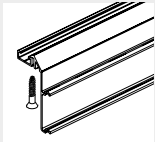
Illustration	Description	Order no.	PU
	<ul style="list-style-type: none"> <li>▶ Set comprises special sleeves and screws for mounting template on a thin door in a thickness of 10 - 12 mm</li> </ul>	9 277 153	1 set

### Set of fixation strips

- ▶ Set comprises fixation strips and screws for fixing two door segments in place
- ▶ Suitable for using the TopLine drilling pattern



Illustration	Version	Order no.	PU
	Half drilling pattern	9 277 155	1 set
	Complete drilling pattern	9 277 156	1 set

### Screws for attaching profile with screw slot

Illustration	Installation note	Description	Shelf thickness mm	Order no.	PU
		<ul style="list-style-type: none"> <li>▶ For attaching runner and guide profiles to the cabinet body with screw slot</li> <li>▶ Set contains 20 screws</li> </ul>	16 - 19	9 130 078	1 set
			20 - 22	9 180 317	1 set
			22 - 25	9 180 318	1 set

### Coloured set

- ▶ Self adhesive decorative tape for easy application to the visible surface of the runner profile

Illustration	Colour	Length mm	Order no.	PU
	black	2500	9 209 269	1 set
		4000	9 209 271	1 set
	white	2500	9 209 272	1 set
		4000	9 209 273	1 set

### Advice

- ▶ Locking systems
- ▶ Accessories for sliding and folding door systems
- ▶ Design advice




[hettich.com/short/abad55](https://www.hettich.com/short/abad55)


# Sliding door system for overlay door position

- ▶ TopLine L / top running
- ▶ System components


## Adjustment fitting

Illustration	Description	Order no.	PU
	<ul style="list-style-type: none"> <li>▶ Can be used for straightening warped furniture fronts or also as a precautionary measure to prevent doors from warping</li> <li>▶ At least one set of adjustment fittings should be used per sliding door</li> </ul>	<b>9 252 651</b>	1 set

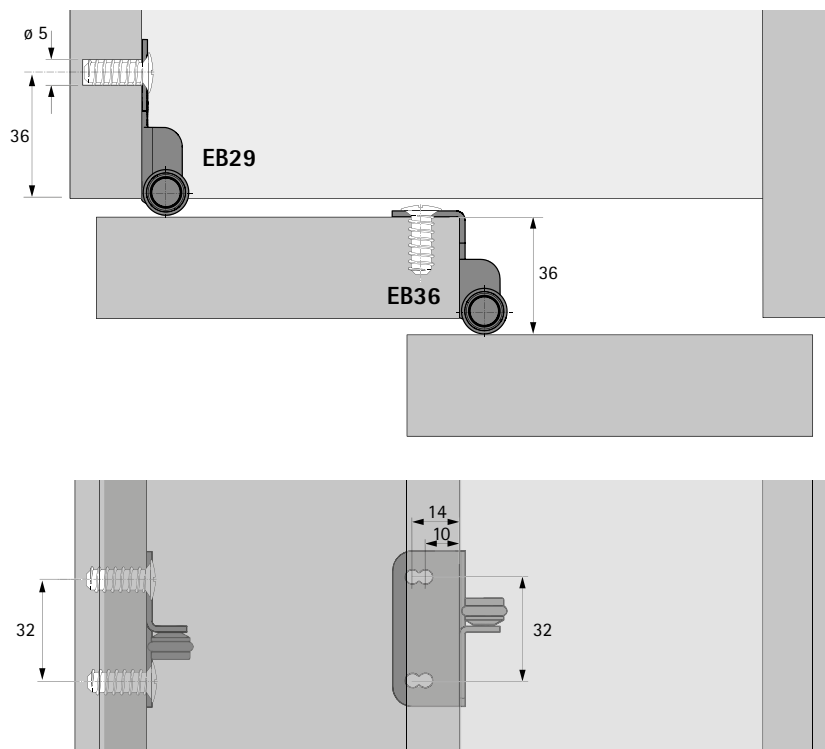
## Adjustment fitting for thin doors

Illustration	Description	Order no.	PU
	<ul style="list-style-type: none"> <li>▶ For doors / fronts in thicknesses of 10 - 12 mm</li> <li>▶ Can be used for straightening warped furniture fronts or also as a precautionary measure to prevent doors from warping</li> <li>▶ At least one set of adjustment fittings should be used per sliding door</li> </ul>	<b>9 280 180</b>	1 set

## Spacer roller

Illustration	Description	Door centre distance EB mm	Order no.	PU
	<ul style="list-style-type: none"> <li>▶ For enhancing performance of sliding door systems featuring high doors with a tendency to warp</li> <li>▶ EB 29 for installing on the side panel</li> <li>▶ EB 36 for installing on the rear most door</li> <li>▶ Galvanised steel</li> </ul>	29	<b>9 265 093</b>	1/300 ea.
		36	<b>9 265 092</b>	1/300 ea.

## Technical information



## Advice

- ▶ Locking systems
- ▶ Accessories for sliding and folding door systems
- ▶ Design advice



[hettich.com/short/abad55](https://hettich.com/short/abad55)