


**KALABRONE MINI**



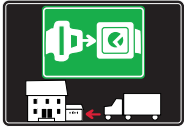
WOOD AND  
GLASS  
SHELVING  
SYSTEMS





# SYMBOLS AND FINISHES LEGEND

## SYMBOLS



= SHELF SAFELY LOCKED DURING TRANSPORTATION AND AT HOME.



= ANTI-TURNOVER LOCKING SYSTEM



= NORMS / PATENTS



= PHILLIPS / POZIDRIV



= NEWTON



= PART.NO



= HEXAGONAL SOCKET



= FRICTION



= PCS. PER PACKAGE



= BLADE SLOT



= AUTOMATIC



= CAPACITY LOADING



= COUNTERSUNK HEAD



= DROP DOWN



= WOOD / GLASS THICKNESS



= PAN HEAD



= STANDARD HINGE



= HOLE DIAMETER



= FLANGE HEAD



= KIMANA HINGE



= DIAMETER



= FLAT HEAD



= FLAP HINGE



= LENGTH



= TRILOBULAR SCREW



= WITH SPRING



= HEIGHT



= SELF-TAPPING SCREW



= WITHOUT SPRING



= RIGHT VERSION



= EURO THREAD



= REVERSED SPRING



= LEFT VERSION



= METRIC THREAD



= FOR ROUND TUBE



= SETTING CODE



= PRE-INSERTED SCREW



= FOR OVAL TUBE



= PCS. PER PAD



= PRE-INSERTED SCREW AND SPREADING BUSH



= CUT ON REQUEST



= WITH BUFFER



= SELF ADHESIVE



= WITH MAGNET



= WITH FLANGE

NOTE: Printing errors and omissions may exist despite our best efforts to ensure accuracy. We reserve the right to alter specifications without notice.

## MATERIALS

<b>ZA</b> = Zinc Alloy	<b>ST</b> = Steel	<b>HSS</b> = High Speed Steel	<b>BR</b> = Brass	<b>ABS</b> = Acrylonitrile Butadiene Styrene
<b>ZAnk</b> = Nickel-plated Zinc Alloy	<b>STzk</b> = Zinc-plated Steel	<b>AL</b> = Aluminium	<b>WD</b> = Wood	<b>EVA</b> = Ethylene Vinyl Acetate

**EP** = **ENGINEERING PLASTIC**

+ **EP** = other engineering plastic available on request

**SR** = **SOFT RUBBER**

+ **SR** = other soft rubber available on request

**EPn** = Natural Engineering Plastic

**EPc** = Clear Engineering Plastic

**SRn** = Natural Soft Rubber

**EPw** = White Engineering Plastic

**EPg** = Grey Engineering Plastic

**SRw** = White Soft Rubber

**EPwg** = Water Green Engineering Plastic

**SRb** = Black Soft Rubber



## FINISHES



+ **OTHER FINISHES AVAILABLE ON REQUEST**

PART. NO	FINISHES	PART. NO	FINISHES	PART. NO	FINISHES
AA	Natural	JB	Bright Aluminium	QB	Walnut
AB	White	JC	Aluminium - Chrome	RO	Red
AC	Opal White	JD	Matt Aluminium	UZ	T -Met
AE	White 9010	JE	Satin-finished Aluminium	WA	Bronzed
AK	Champagne	JF	Aluminium - Brass	WI	Burnished
AL	Ivory	JG	Aluminium 5	XD	Satin-finished Steel
EA	Black	JL	Aluminium PE 11	YA	Nickel-plated
EB	Glossy Black	JM	Aluminium RAL 9006	YB	Bright Nickel-plated
EC	Matt Black	KA	Chrome	YC	Matt Nickel-plated
EE	Anthracite	KB	Bright Chrome	YD	Satin-finished Nickel-plated
FU	Gunmetal	KC	Matt Chrome	ZA	Zinc alloy
GR	Raw	MA	Brown	ZN	Zinc-plated
HA	Brass-Plated	MB	Light Brown 1	ZQ	Bright Gold
HH	Tropicalized	NN	Metallic Beige	ZY	Titanium
HL	Raw Brass	NO	Beige	ZZ	Clear
IA	Grey	OA	Oak	00	Insignificant finish
IB	Metallic Grey	OZ	Ash		
IF	Middle Grey	PA	Light Ash		
IJ	Light Grey	PZ	Beech		
IL	Grey 20	QA	Maple		

## KALABRONE MINI


**KALABRONE MINI** is the new shelf support for free-standing shelves created by Italiana Ferramenta Srl. Boasting a captivating design, it perfectly meets the actual market demands.

It is suitable for shelves from 5 to 10mm thick. Its solid structure guarantees a capacity loading of 6 Kg, including the weight of the glass shelf, for each support with a shelf 150mm deep.

**KALABRONE MINI** comes with a vertical adjustment through the oval hole positioned on the upper bracket.

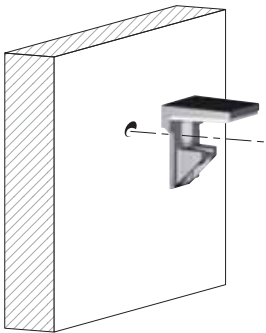
The soft element made of engineering plastic positioned on the upper and the lower bracket guarantees a perfect adhesion to the shelf, thus avoiding that the shelf is accidentally removed.

5-10 mm 

6 kg for each shelf support  
for shelf 150 mm deep 

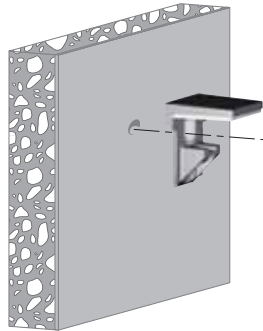
REGISTERED DESIGN 

### WOOD PANEL



Recommended fixing countersunk screw type - head Ø 5 mm max.

### SOLID AND PLASTERBOARD WALLS

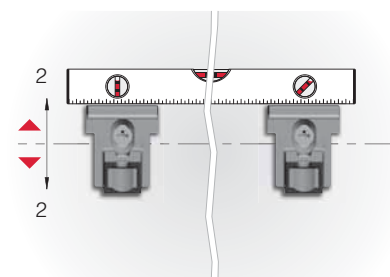


It is the responsibility of the customer:

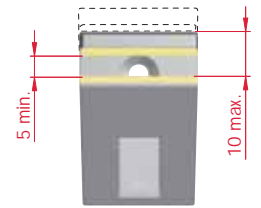
- to ensure that the wall is of a suitable quality to hold the shelf fixing in place.
- to use the proper hardware fittings according to the construction of the wall.

For more specific information, please refer to the WARNINGS section at the end of the catalogue.

### BRACKET ALIGNMENT

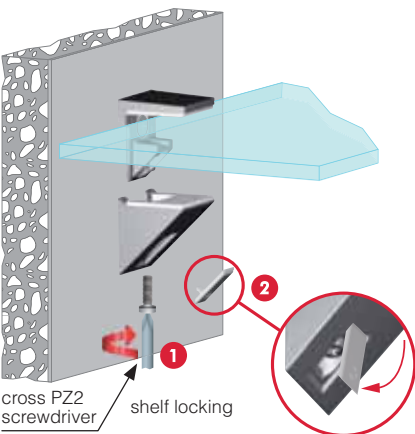


### Glass shelves



Shelf is clamped between a layer of white soft rubber on both the lower and upper side (coloured parts).

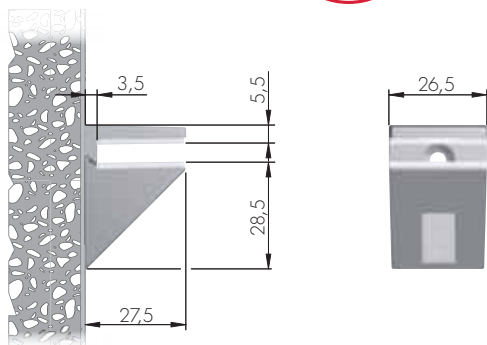
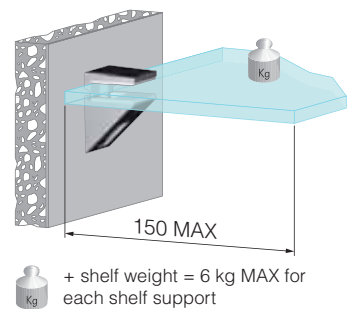
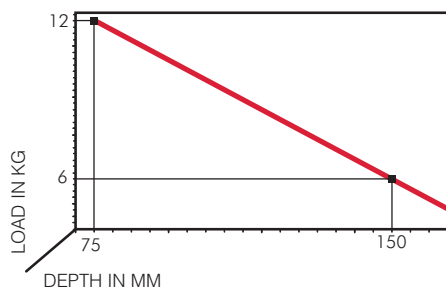
### SHELF LOCKING



cross PZ2 screwdriver  
shelf locking



### COMBINATION SHELF LOAD AND SHELF DEPTH





(The figures refer to 1 shelf support)





Note: KALABRONE MINI is supplied individually bagged with fitting guide.

[www.italianaferramenta.com](http://www.italianaferramenta.com)

 = PZ2 

    = 100 pcs.

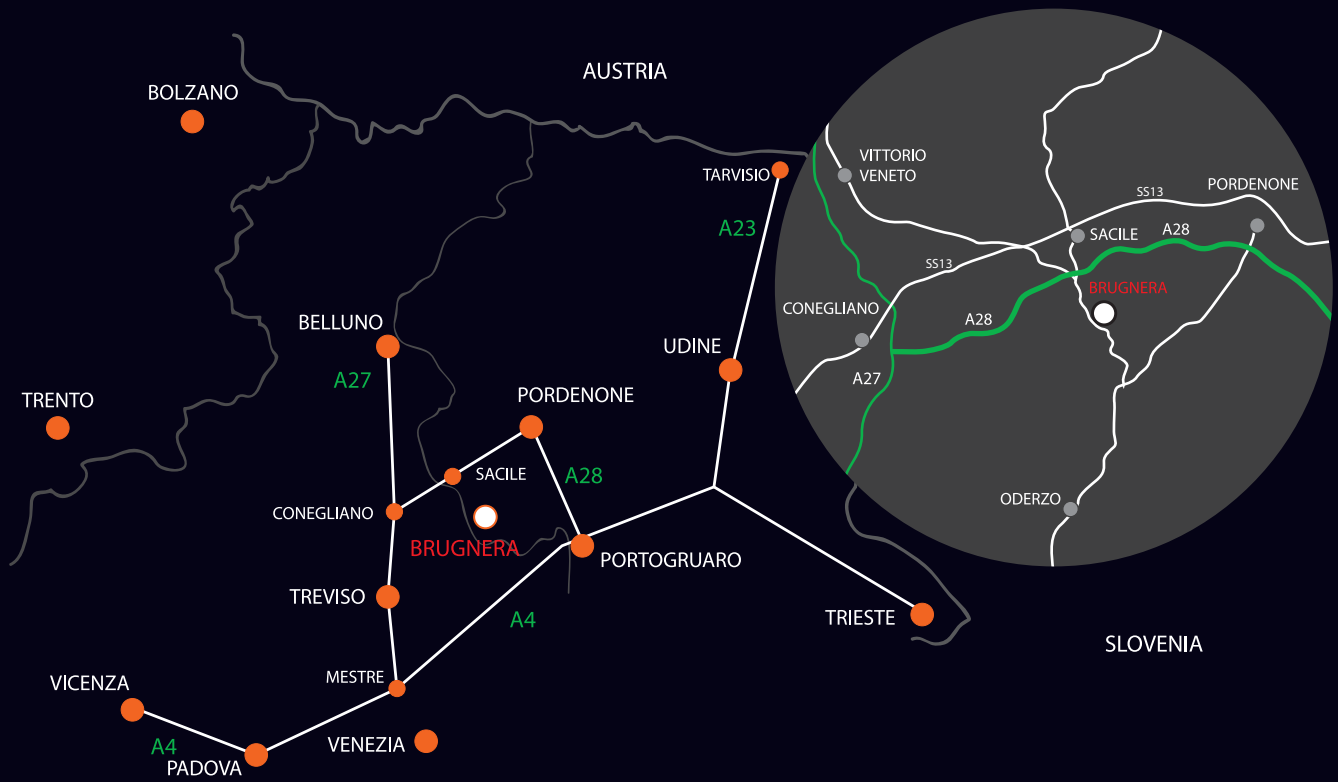
---

16220080JM

16220080KB

16220080YD



[www.italianaferramenta.com](http://www.italianaferramenta.com)